iPad2018 water restart

[model] iPad 2018
[Fault] White Apple restart
When I got the machine and saw the traces of the fall, it was not serious. I found that the machine was restarted indefinitely and I was ready to disassemble the machine.



Signs of water ingress near the battery holder.



The front is corroded near connector.



Remove the motherboard and directly remove the corroded components.





No abnormalities were found after removing the Shielding cover near the battery.



The power-on test current is normal, and the installed functions are tested.



It is definitely a problem with the pre-corrosion of the front, and the headphone mode is found in addition to the front.



Pre-repair problems, no drawings can only be judged by the method of diode value, half of this place will not have resistance.



The three Inductor s are shorted, and the boot test is normal.



Let's look at the headphone mode problem. Check that the earphone hole is all rice.



The owner of the machine is also not harmed by the network, and the failure of the rice is still unresolved.



This small chip does not know that it is dry. Before you see some traces of corrosion, it is good to take it off and clean the headphone mode.





The repair is over, thanks for watching.